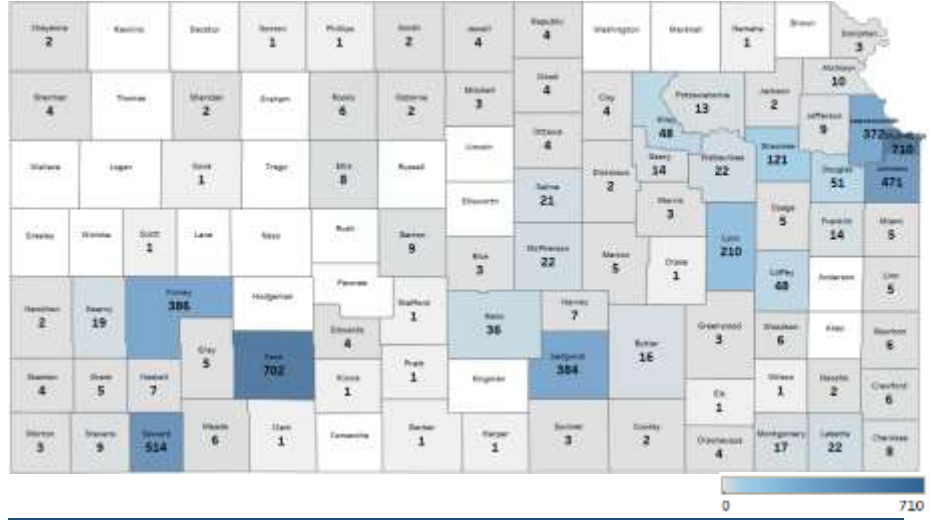


COVID-19 Cases by County²



COVID-19 Kansas Statewide Case Summary – KDHE²

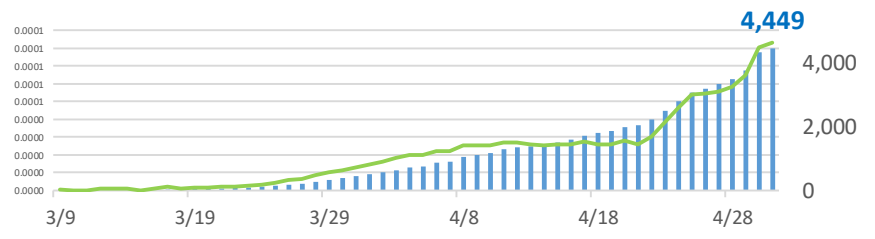
Cases*	New Cases	Total Hospitalizations	Statewide Deaths	Negative Tests
4,449	211	534	130	28,585

COVID-19 Cases by Region¹

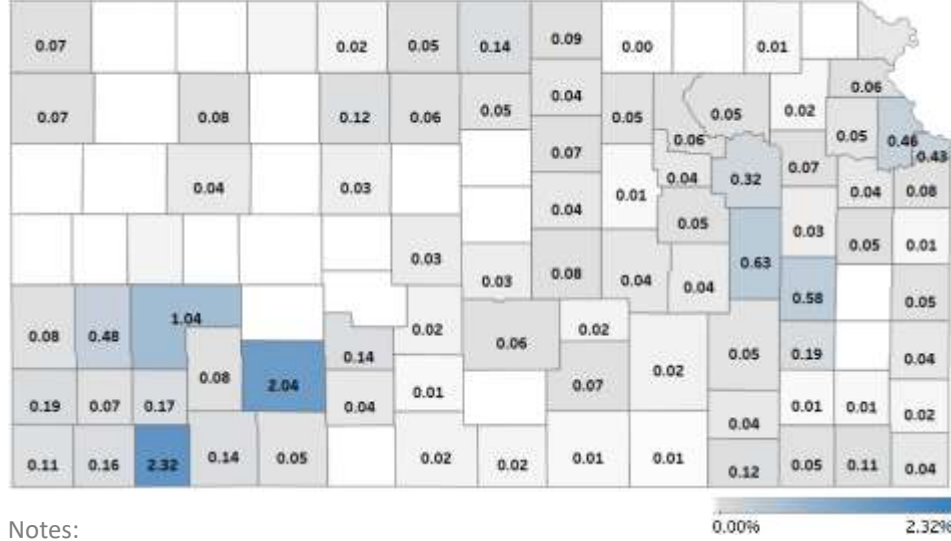
NC	NE	NW	SC	SE	SW
50	2,138	25	496	76	1,664

A case is defined as a person who tested positive for the novel coronavirus (SARS-CoV-2), which causes Coronavirus Disease 2019 (COVID-19) - Case counts are preliminary and subject to change. Last updated: 5/1/2020

Kansas COVID-19 Cases - Rolling 10 day average % of state population



COVID-19 Cases as a Percentage of Population³



Kansas Hospital Daily Summary – EMResource¹

COVID Inpatients (IP)	Kansas	NC	NE	NW	SC	SE	SW	KC KS
COVID positive IPs	59	1	11	0	26	1	20	14
New COVID Inpatients	20	0	1	0	1	0	18	0
COVID Inpatients in ICU	37	0	15	1	12	0	9	
COVID Patients on Ventilator	24	2	8	0	6	0	6	2
IPs awaiting COVID lab result	75	0	56	0	15	1	3	

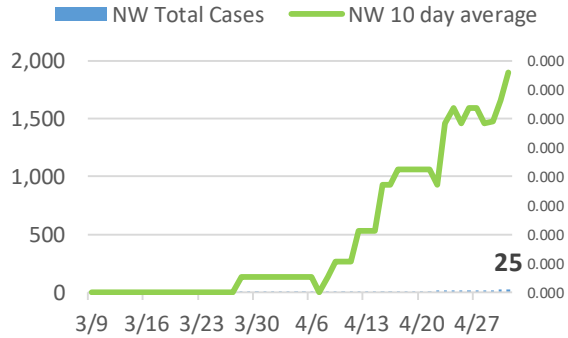
Notes:

1. EMResource data updated daily
2. KDHE data updated daily <https://www.coronavirus.kdheks.gov/160/COVID-19-in-Kansas>
3. Combined daily KDHE COVID data and US Census Data

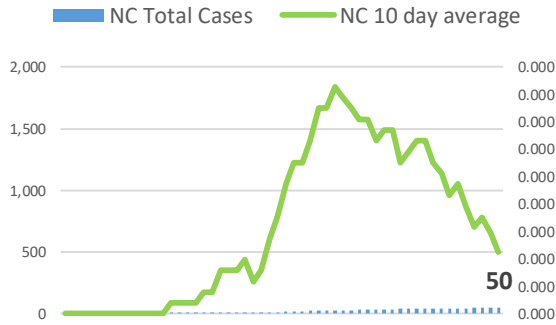
COVID-19 Cases By KHA Region

10 Day Average based on percent of population infected

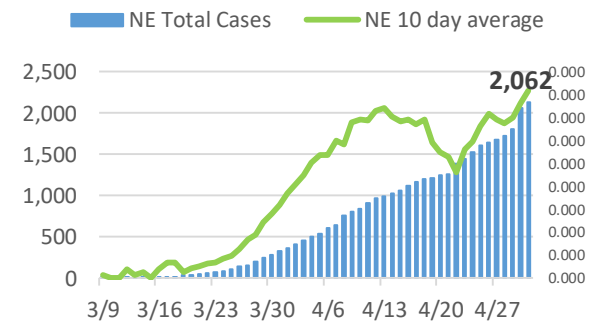
NW



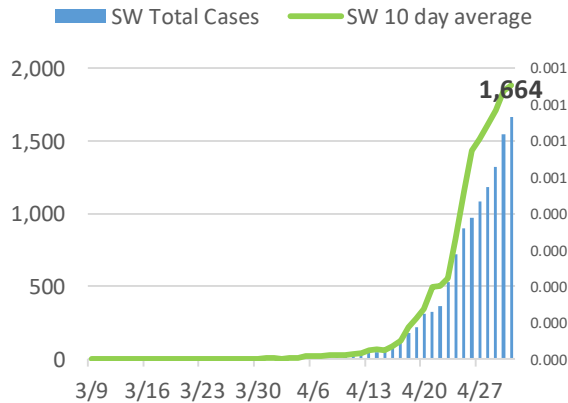
NC



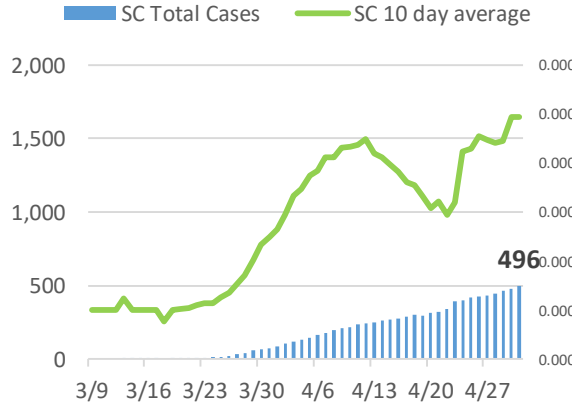
NE



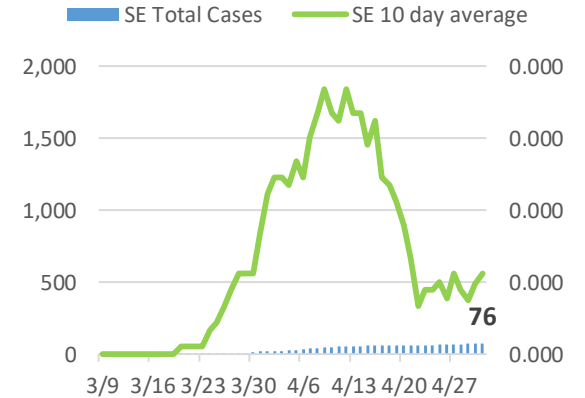
SW



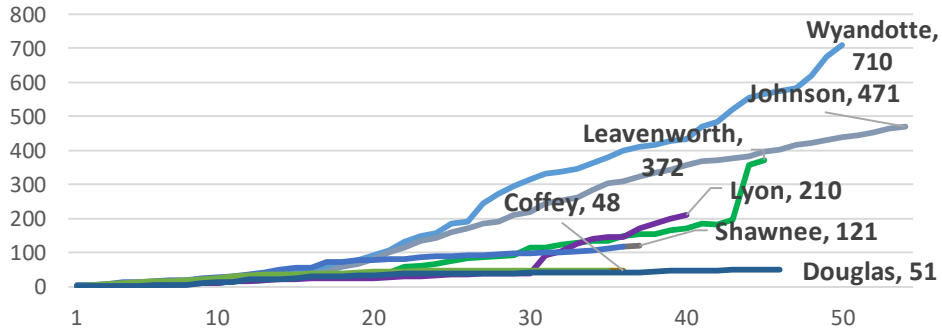
SC



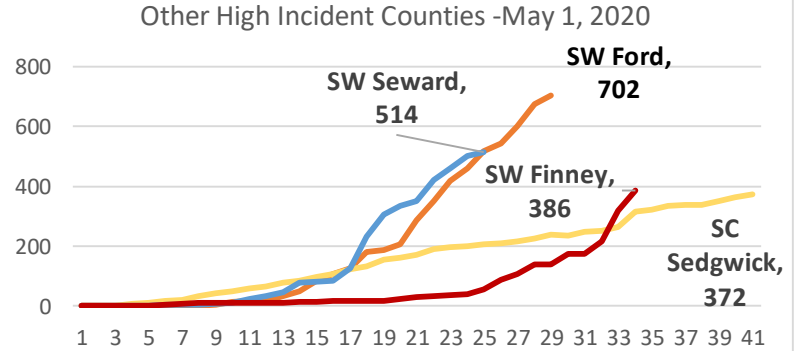
SE



Days Since First COVID Case in the County
North East Kansas - May 1, 2020



Days Since First COVID Case in the County
Other High Incident Counties - May 1, 2020



Since March 9, first case in Kansas

